



DREYFOUS & ASSOCIATES

Course Description

English 11




TABLE OF CONTENT

Course Description	1
Course Structure	2
Document Descriptions	3
Unit Breakdown	6
Unit 1. The Memoir	6
Unit 2. The Narrative	8
Unit 3. Persuasive Writing	10
Unit 4. Mystery Fiction	12
Unit 5. Nonfiction	14
Unit 6. Poetry	16

Course Description

English 11 is the eleventh-grade course by EduSystem. This course provides an understanding of language arts by applying speaking, listening, reading comprehension, writing, and analysis of the English language through the study of literary works. By engaging in reading and writing experiences, students will build upon their knowledge to improve their communication, critical thinking, and listening skills. In order to enrich the learning experience, this course provides a variety of digital resources, such as presentations with interactive content, practice assignments, assessments, and additional resource links. Throughout the course, students will expand their oral comprehensibility and write complete sentences, standard paragraphs, and content-based essays by learning to utilize level-appropriate conventions of grammar and punctuation with minimal errors. The course encourages students to communicate creatively, reflectively, and critically in the English language in order to be ready for twelfth grade. The contents of this course are designed in accordance with the Puerto Rico Core Standards (PRCS).

Course Structure

The content of this course is divided into six units, each dedicated to a specific genre or subgenre of literature. The English 11 course units are separated in order as follows: The Memoir, The Narrative, Persuasive Writing, Mystery Fiction, Nonfiction, and Poetry. Each unit contains several lessons that cover selections pertaining to a specific genre, language arts, and writing activities.

Unit 00 contains basic exercise documents that can be used in all the other units, regardless of the theme of the unit. These documents provide the students with additional resources to reinforce vocabulary and thinking skills. Units 1 through 6 contain several lessons that cover selections pertaining to a specific genre, language arts, and writing activities.

Each lesson consists of a presentation, worksheets, helpful internet links, and an assessment for the students. The presentation is divided into sections that explain different concepts in an interactive way providing explanations, examples, and exercises, as well as videos related to the topic. In addition to the presentation, lessons may contain multiple worksheets, an assessment, as well as rubrics for special written assignments, such as essays or personal narratives. Each worksheet focuses on a concept or skill given in the lesson. The activities are varied and flexible, their goal is to meet the needs and interests of the students. The teacher, as an integral part of the learning process, will stimulate, guide and evaluate each student's academic performance.

Document Descriptions

As stated above, the documents in Unit 00 are basic documents that may be used in each of the other lessons. These documents are:


- **Reading Log:** in this document, the student keeps track of the reading assignments and makes a brief analysis of each assignment.
- **Reading Response Log:** this document provides the student with a way of expressing their thoughts on the reading assignments.
- **Personal Word Wall:** with this document, the student creates a list of new or unusual vocabulary words found in the reading assignments.


The documents found in Units 1 through 6 are varied and provide content for learning and well as practice exercises. These are:


- **Descriptive Log:** This document provides a basic description of the lesson, wherein the teacher can read the objectives, the essential questions, Puerto Rico Core Standards, strategies and resources, references, disclaimers, and integration ideas.
- **Presentation:** Contains several sections to present the concepts of the lesson:
 - **“What is...?”** is the section that defines the literature genre being discussed.
 - **“Elements of...”** is the section dedicated to expound the main characteristics of the specific genre.
 - **Before Reading** provides background information about the selection.
 - **The Title** of each literary work appears in a section that provides a link to the selection the students will read.


- **Responding to the Selection** is a section that poses questions to stimulate classroom discussions and encourage the students to give their opinions and reactions on the reading.
 - **Literacy Journal** provides students with a guideline to what kind of strategy they will be using to reflect on what they read.
 - **Reading Comprehension** poses questions directly related to the reading selection to measure how much the students have understood.
 - **Activity** section gives the students instructions to do a special assignment, usually a writing project such as an editorial or an essay.
- **Assignments** are worksheets that include language arts, vocabulary exercises, comprehension questions, graphic organizers, and complementary activities that may help students analyze what they read.
 - **Assessments** are quizzes or exams the students will take at the end of the lesson to evaluate their knowledge of the lesson.


In addition, there are some resources that help students and teachers navigate through the presentation. These are:


 **Go to a Website** This button will direct the students and teachers to a website that has more information of the topic of discussion.


 **Name of the Video** This button will direct students and teachers to a video that provides visuals and information to the topic of discussion.


 **Name of Picture** This button will direct students to a photograph or painting that is related to the topic.

 **Read The Novel** This button will direct the students to the reading selection of the lesson.

 This button will provide the correct answer to questions or exercises included in the presentation.

 This button allows the student to go to the previous slide of the presentation.

 This icon represents additional information.

 This icon indicates that there is an assignment worksheet that corresponds to a specific task or activity.

Unit Breakdown

Below is an itemization of the division of each unit in lessons, including the name of each lesson with its corresponding objectives.

Unit 1. The Memoir

At the completion of this unit, the student will have achieved the objectives found in the following lessons:

Lesson 1. Elements of a Memoir

Code: C229G11U01L01

Objectives

- Identify and recognize a memoir.
- Identify the organizational structure of a memoir.
- Recognize purposes for writing memoirs.
- Write a six-word memoir.

Lesson 2. Literacy Journal

Code: C229G11U01L02

Objectives

- Define what literacy journal.
- Identify types of literacy journals.
- Create different types of literacy journals.

Lesson 3. When I was Puerto Rican

Code: C229G11U01L03

Objectives

- Recall details and elements of a story structure, such as sequence of events, character, plot, and setting.
- Identify the four main reasons authors write.
- Write a short memoir.

Lesson 4. Two Kinds

Code: C229G11U01L04

Objectives

- Recall details and elements of story structure such as a sequence of events, character, plot, and setting.
- Relate story details with their personal experience.
- Support ideas with details and examples.

Lesson 5. Living Well. Living Good.

Code: C229G11U01L05

Objectives

- Recall elements and details of a story structure, such as sequence of events, character, plot, and setting.

- Identify and analyze author's opinions.
- Analyze and respond to a story.

Lesson 6. Memoir Writing

Code: C229G11U01L06

Objectives

- Use transitional words.
- Apply Syntax and style.
- Use editing marks.
- Write a final draft of a memoir topic.

Unit 2. The Narrative

At the completion of this unit the student will have achieved the objectives found in the following lessons:

Lesson 1. Elements of a Narrative

Code: C229G11U02L01

Objectives

- Identify and recognize a narrative.
- Recognize the elements of a narrative.
- Complete an outline to write a narrative.

Lesson 2. The Devil and Tom Walker

Code: C229G11U02L02

Objectives

- Identify the setting, mood, and characterization.
- Infer the story's outcome.
- Classify examples of direct and indirect characterization.
- Critique a short story.

Lesson 3. The Minister's Black Veil

Code: C229G11U02L03

Objectives

- Define vocabulary and literary words.
- Describe the cause and effect of story events.
- Recall elements of the short story "The Minister's Black Veil."

Lesson 4. Melting Pot

Code: C229G11U02L04

Objectives

- Recognize a personal narrative.
- Describe the features of a place.
- Predict and make inferences in a text.
- Identify and summarize the major events in a narrative.
- Use context clues to identify the meaning of unfamiliar words.
- Determine the author's purpose and describe how it affects the interpretation of a reading selection.

Lesson 5. My First Free Summer

Code: C229G11U02L05

Objectives

- Recognize a personal narrative.
- Describe the features of a place.
- Describe the cause and effect of a particular event.
- Identify and summarize major events in a narrative.
- Use context clues to identify the meaning of unfamiliar words.

- Recall elements and details of a story structure, such as sequence of events, character, plot, and setting.

Lesson 6. Sentences

Code: C229G11U02L06

Objectives

- Identify the sentence forms.
- Identify the types of sentences.
- Identify fragments and run-ons.
- Use capitalization and punctuation.
- Apply the correct use of each type of sentence and sentence form.

Lesson 7. Write a Personal Narrative

Code: C229G11U02L07

Objectives

- Recall an important or interesting event.
- Write a personal narrative based on that event.
- Use the writing process.

Lesson 8. Book Report

Code: C229G11U02L08

Objectives

- Read a novel independently.
- Analyze and critique a novel.
- Present a book report to the class.
- Recall major events and characters in a novel.
- Write a book report using the writing process.

Unit 3. Persuasive Writing

At the completion of this unit the student will have achieved the objectives found in the following lessons:

Lesson 1. Elements of Persuasion

Code: C229G11U03L01

Objectives

- Identify the elements of persuasive writing.
- Recognize the organizational structure of persuasive writing.
- Recognize the difference between fact and opinion.

Lesson 2. Child Labor Article

Code: C229G11U03L02

Objectives

- Organize, represent and persuade a contradicting concept.
- Recall details and elements of the article "Goa: Ending Child Labor."
- Support their position in favor or against child labor with details and examples.

Lesson 3. Analyze an Editorial

Code: C229G11U03L03

Objectives

- Identify three types of editorials.
- Determine main idea and supporting details of a persuasive article.
- Analyze the persuasive language writers use to convince readers.

Lesson 4. Greek and Latin Root Words

Code: C229G11U03L04

Objectives

- Define root words, prefixes, and suffixes.
- Identify Greek and Latin root words.
- Define the Greek and Latin roots of words.
- Create sentences using words with Greek and Latin roots.

Lesson 5. Write an Editorial

Code: C229G11U03L05

Objectives

- Identify parts of a paragraph.
- Write paragraphs correctly.
- Recognize elements of an editorial.
- Use the writing process to write an editorial.

Lesson 6. Sinners in the Hands of an Angry God**Code:** C229G11U03L06**Objectives**

- Demonstrate an understanding of Puritan beliefs.
- Recognize and analyze for persuasive writing techniques.
- Recognize and analyze for emotionally loaded language.
- Recognize and analyze rhetoric.

Lesson 7. Gettysburg Address**Code:** C229G11U03L07**Objectives**

- Identify the four types of speeches.
- Recognize the elements of a persuasive speech.
- Analyze and respond to a persuasive speech.

Lesson 8. Write a Persuasive Essay**Code:** C229G11U03L08**Objectives**

- Recognize and apply the parts of an essay.
- Use transitional words.
- Use proofreading marks.
- Use the writing process.
- Create a persuasive essay.

Unit 4. Mystery Fiction

At the completion of this unit the student will have achieved the objectives found in the following lessons:

Lesson 1. Elements of a Mystery

Code: C229G11U04L01

Objectives

- Identify the elements of a mystery story and detective fiction.
- Identify and recognize the story structure of a mystery.
- Identify and use concepts such as foreshadowing and suspense.
- Identify and describe the type of characters found in a mystery.

Lesson 2. The Fall of the House of Usher

Code: C229G11U04L02

Objectives

- Recall elements and details of a story structure, such as sequence of events, character, plot, and setting.
- Identify elements of Gothic fiction in “The Fall of the House of Usher”.
- Make observations about the setting, mood, and tone.

Lesson 3. The Murders in the Rue Morgue

Code: C229G11U04L03

Objectives

- Recall elements and details of a story structure such as sequence of events, character, plot, and setting.
- Make inferences to predict the outcome.
- Make observations about the setting, mood, and characterization.

Lesson 4. The Purloined Letter

Code: C229G11U04L04

Objectives

- Recall facts about author and discover new information.
- Recall elements and details of a story structure such as sequence of events, character, plot, and setting.
- Make inferences to predict the outcome.
- Make observations about the setting, mood, and characterization.

Lesson 5. Monsters are Due on Maple Street

Code: C229G11U04L05

Objectives

- Recall elements and details of the story structure, such as sequence of events, characters, plot, and setting.
- Name elements of mystery fiction in the story.
- Identify the main theme.
- Analyze details from the story and apply them to current issues.

Lesson 6. The Adventure of the Dying Detective

Code: C229G11U04L06

Objectives

- Recall elements and details of a story structure, such as sequence of events, character, plot, and setting.
- Identify and summarize major events in a narrative.
- Support ideas with details and examples.

Lesson 7. Write an Expository Essay

Code: C229G11U04L07

Objectives

- Recognize and apply the parts of an essay.
- Use transitional words.
- Use proofreading marks.
- Use the writing process.
- Create an expository essay.

Unit 5. Nonfiction

At the completion of this unit the student will have achieved the Objectives found in the following lessons:

Lesson 1. Elements of Nonfiction

Code: C229G11U05L01

Objectives

- Identify the elements of a nonfiction text.
- Recognize the different types of nonfiction texts.
- Recognize distinctive text structure and features of nonfiction.

Lesson 2. The Call of the Wild

Code: C229G11U05L02

Objectives

- Read and analyze the novel *The Call of the Wild*.
- Identify and summarize major events in *The Call of the Wild*.
- Describe and discuss themes found in the novel *The Call of the Wild*.

Lesson 3. Nonfiction Article about the Klondike Gold Rush

Code: C229G11U05L03

Objectives

- Recognize the elements of nonfiction in a nonfiction text.
- Identify the author's purpose of a nonfiction text.
- Identify and analyze nonfiction text structures.
- Compare and contrast two forms of writing.

Lesson 4. Letter from Birmingham Jail

Code: C229G11U05L04

Objectives

- Identify facts about Martin Luther King, Jr.
- Discuss the civil rights movement.
- Identify the author's purpose.
- Recognize the elements of nonfiction in a nonfiction text.

Lesson 5. Current Events

Code: C229G11U05L05

Objectives

- Identify elements of a news article.
- Summarize and give an oral presentation on a news article.
- Sort news between the three categories of local, national, and international.
- Identify the "Five W's" in a news article.

Lesson 6. American History Research Project

Code: C229G11U05L06

Objectives

- Define and identify social conflict.
- Apply the research process.
- Organize and compose a research paper about a social conflict in American History.
- Prepare and give an oral presentation based on the research paper.

Unit 6. Poetry

At the completion of this unit the student will have achieved the objectives found in the following lessons:

Lesson 1. Elements of Poetry

Code: C229G11U06L01

Objectives

- Define Poetry.
- Identify elements of poetry and sound devices.
- Identify figurative language.
- Compare different types of poetry.
- Apply poetry analysis skills.

Lesson 2. The Raven

Code: C229G11U06L02

Objectives

- Support their answers.
- Analyze vocabulary to find meaning.
- Associate literary devices to find meaning.
- Locate literary devices.
- Cite properly to credit sources.
- Create visual representations.

Lesson 3. Where I'm from

Code: C229G11U06L03

Objectives

- List ideas for brainstorming activities.
- Describe details of events and places for brainstorming.
- React to themes presented in "Where I'm From".
- Write an "I'm From" poem.
- Compare his or her work with George Ella Lyon's "Where I'm From".
- Produce an "I'm From" poem with an audiovisual.

Lesson 4. Ode to Pablo's Tennis Shoes

Code: C229G11U06L04

Objectives

- Identify figurative language.
- Relate historic events with poetry.
- Relate different lifestyles with historic events.
- Compare different kinds of odes.
- Organize ideas as pre-writing.
- Create an ode.
- Interview a relative for investigation of past lifestyles.

Lesson 5. The Esquimos Have No Word for War

Code: C229G11U06L05

Objectives

- Predict meaning based on the title and prior knowledge.
- Analyze the poem “The Esquimos Have No Word for ‘War’”
- Create a free verse poem.
- Contrast two concepts in an original poem.
- Assess peer analysis of an original poem.
- Discuss the results of peer assessment.
- Support answers with evidence from text.

Lesson 6. Fire and Ice

Code: C229G11U06L06

Objectives

- Discuss predictions about the meaning of “Fire and Ice”.
- Share his or her point of view in a discussion.
- Analyze “Fire and Ice”.
- Summarize a poem analysis.
- Illustrate the poem “Fire and Ice”.
- Create a poem that presents alternative views on a global topic.

