

SOCIAL STUDIES

Course Overview





Table of Contents

Course Structure **2**

Breakdown of Units **4**

Unidad 1. There Is no One Like Me **4**

Unidad 2. I Have a Family **6**

Unidad 3. I Go to School **8**

Unidad 4. I Am a Part of a Community **10**

Unidad 5. I Live Here **12**

Course Structure

The Social Studies K course consists of five units. Each unit is composed of lessons, each of which includes a presentation divided into sections that develop the subject matter that will be studied. Each lesson also includes worksheets and generally includes video and internet links.

Sections

Unit Opening



Let's Talk

Topics

Read and Write Like This



girl

You can write it.

girl



boy

You can write it.

boy

2014 © Dreyfus & Associates

Let's Work

Color the activities you like to do.




2014 © Dreyfus & Associates

Let's work

Let's Celebrate

Let's Celebrate



Let's Draw!



boy



girl



2014 © Dreyfus & Associates

Breakdown of Units

Below is an itemization of the division of each unit in lessons, including a detailed description of the general objectives and the name of each lesson with its corresponding objectives, concepts, and skills.

Unit 1. There Is no One Like Me

At the end of this unit, the student will achieve the objectives found in the following lessons.

Lesson 1. I Am Unique

Code: C509G00U01L01

Objectives

- ▶ Recognize the physical characteristics that make us unique.
- ▶ Identify the differences between boys and girls.

Concepts

- ▶ boy
- ▶ eyes
- ▶ girl
- ▶ hair

Lesson 2. I Value Myself

Code: C509G00U01L02

Objectives

- ▶ Compare and contrast the differences between genders.
- ▶ Identify your likes and dislikes.

Concepts

- ▶ differences between boys and girls
- ▶ what is my name
- ▶ activities that I like to enjoy

Lesson 3. How I Feel...

Code: C509G00U01L03

Objectives

- ▶ Identify and recognize their emotions.

Concepts

- ▶ emotions: happy, sad, angry, scared, surprised
- ▶ identify feelings in other people

Lesson 4. I Live in Peace

Code: C509G00U01L04

Objectives

- ▶ Know your rights.
- ▶ Identify, classify, and find the difference between living and not living in peace.
- ▶ Recognize our duties.

Concepts

- ▶ duties that he/she makes
- ▶ right to an education
- ▶ right to be fed
- ▶ right to be loved
- ▶ right to have a house
- ▶ to live in peace
- ▶ we need to have fun

Unit 2. I Have a Family

At the end of this unit, the student will achieve the objectives found in the following lessons.

Lesson 1. My Family

Code: C509G00U02L01

Objectives

- ▶ Identify each of his/her family members.
- ▶ Concepts
- ▶ family
- ▶ family member

Lesson 2. My Needs

Code: C509G00U02L02

Objective

- ▶ Identify the different types of needs.

Concepts

- ▶ clothing
- ▶ food
- ▶ fun
- ▶ housing
- ▶ needs

Lesson 3. I Share in Harmony

Code: C509G00U02L03

Objectives

- ▶ Establish relationships of cause and effect.
- ▶ Identify their responsibilities.

Concepts

- ▶ cooperation
- ▶ harmony
- ▶ share

Lesson 4. My Family Changes

Code: C509G00U02L04

Objectives

- ▶ Identify objects that belong to the past and the present.
- ▶ Identify objects that were used before and those that we use today.

Concepts

- ▶ how do objects, houses and places change
- ▶ objects of the past
- ▶ objects of the present

Unit 3. I Go to School

At the end of this unit, the student will achieve the objectives found in the following lessons.

Lesson 1. New friends

Code: C509G00U03L01

Objectives

- ▶ Identify their new friends.
- ▶ Recognize and identify what is sharing as a friend.

Concepts

- ▶ classroom
- ▶ friendship
- ▶ school
- ▶ share like friends
- ▶ teachers

Lesson 2. I Am Kind

Code: C509G00U03L02

Objective

- ▶ Learn and recognize what it is to be kind and responsible.

Concepts

- ▶ classroom rules
- ▶ kind behavior
- ▶ to be kind and responsible
- ▶ to clean up
- ▶ to listen
- ▶ to share

Lesson 3. I Have a School

Code: C509G00U03L03

Objectives

- ▶ Recognize how school is.
- ▶ Identify people who work at school and the objects they use.
- ▶ Identify your favorite place.

Concepts

- ▶ classroom
- ▶ identify the people that work in the school
- ▶ recognize different areas in the school
- ▶ school

Lesson 4. Memory

Code: C509G00U03L04

Objectives

- ▶ Identify the event with the corresponding date.
- ▶ Recognize in which Columbus voyage America and Puerto Rico were discovered.

Concepts

- ▶ America
- ▶ Christopher Columbus's voyages
- ▶ Discovery of Puerto Rico
- ▶ November 19, 1493
- ▶ October 12, 1492
- ▶ Puerto Rico

Unit 4. I Am a Part of a Community

At the end of this unit, the student will achieve the objectives found in the following lessons.

Lesson 1. My Community

Code: C509G00U04L01

Objective

- ▶ Recognize where he/she lives (house or condo).

Concepts

- ▶ condo
- ▶ draw where you live
- ▶ house

Lesson 2. Places I Visit

Code: C509G00U04L02

Objectives

- ▶ Identify the places where he/ she is located.
- ▶ Learn to differentiate a recreational place from a service location.
- ▶ Draw a community plan.

Concepts

- ▶ firemen
- ▶ hospital
- ▶ park
- ▶ places in the community
- ▶ recreational place
- ▶ service location
- ▶ supermarket

Lesson 3. The People in My Community

Code: C509G00U04L03

Objectives

- ▶ Identify the people in the community and the jobs they perform;
- ▶ Find the difference between public servant and neighbor;
- ▶ Identify the community residents.

Concepts

- ▶ neighbor
- ▶ people in the community
- ▶ public servant
- ▶ relate people with their job

Lesson 4. I Protect the Community

Code: C509G00U04L04

Objectives

- ▶ Identify the natural resources (water, air, animals and trees).
- ▶ Know that objects can be recycled and transformed.

Concepts

- ▶ natural resources
- ▶ recycling
- ▶ taking care of the environment

Unit 5. I Live Here

At the end of this unit, the student will achieve the objectives found in the following lessons.

Lesson 1. I Am from Here

Code: C509G00U05L01

Objectives

- ▶ Identify what is an island.
- ▶ Recognize the four islands.
- ▶ Learn to identify the places that I have visited and those that I have not, where they are and the importance of these places.

Concepts

- ▶ draw the map of Puerto Rico
- ▶ important places in Puerto Rico
- ▶ island
- ▶ map
- ▶ the four islands: Puerto Rico, Jamaica, Cuba and Hispaniola

Lesson 2. I Am Puerto Rican

Code: C509G00U05L02

Objectives

- ▶ Recognize and identify the Puerto Rican flag.
- ▶ Know the Puerto Rican National anthem.
- ▶ Identify the Puerto Rican coat of arms.

Concepts

- ▶ Anthem's importance
- ▶ coat of arms
- ▶ flag
- ▶ identify and draw the Puerto Rican Flag
- ▶ Puerto Rican National Anthem

Lesson 3. I Follow the Tradition

Code: C509G00U05L03

Objectives

- ▶ Identify the tradition with the corresponding activity.
- ▶ Identify what are the traditions that I celebrate and which I prefer.

Concepts

- ▶ complete a Thanksgiving dinner
- ▶ draw Christmas decorations for a house
- ▶ traditions

Lesson 4 I Go From One Place to Another

Code: C509G00U05L04

Objectives

- ▶ Identify the three types of transport (air, sea and land).
- ▶ Know where to use each means of transport.
- ▶ Identify the type of transport that is needed to get from one place to another.

Concepts

- ▶ types of transport: air, sea, land
- ▶ relate the means of transportation according to a necessity





DREYFOUS & ASSOC.