

PATHWAY THROUGH ENGLISH

11th

DESCRIPTIVE GUIDE



 DREYFOUS

TABLE OF CONTENTS

Series Description	1
Pedagogical Foundations	1
Pedagogical Approach.....	1
Reading Comprehension and Vocabulary Acquisition	1
Language Skills	2
Components.....	2
Content	2
Thematic Structure 11°	4
Curricular Components.....	10
Button Directory	28
Unit Breakdown	29
Unit 1: An Inner Look	29
Unit 2: Communication in Cultures	31
Unit 3: New Ways of Communication.....	33
Unit 4: Language and Technology	35
Unit 5: A Circle of Trust.....	37
Unit 6: Like and Dislikes	39
Unit 7: Advantages of Technology.....	41
Unit 8: Understanding Postmodern Norms	43

Series Description

Pedagogical Foundations

Pedagogical Approach

In Dreyfous we have developed the new English series “**Pathway through English**” with a humanistic and constructivist approach.

The curricular design (lessons content, resources, activities, exercises) of the series contemplates the development of the following aspects: significant learning experiences that **promote critical and individual thinking** for students while acquiring new language skills. In addition, it propitiates reading comprehension and analysis, vocabulary acquisition, use of technological tools, and the opportunity to be creative in both written and oral expression work.

This series includes diverse types of assessment to evaluate the learning process, such as graphic organizers, writing exercises, **oral presentations**, socialized discussions, diagrams, among others.

Reading Comprehension and Vocabulary Acquisition

The reading exercise is a cognitive process that enables students to build the meaning of the information in context. It allows interaction between the reader and the words presented. This series works with the reading process in three stages: before the reading, during the reading, and after the reading. Each stage of the process includes key questions to guide students to a comprehensive analysis of the topics.

These reading stages will be addressed in lesson one of each unit with diverse activities for each stage of the reading process. Each one has a specific objective:

- a. **Before the Reading:** Activities and questions as an introduction to the theme and to predict outcomes.
- b. **During the Reading:** Activities and comprehensive questions in order to look deeper into the main ideas of the text, throughout the reading. Students can acquire new vocabulary words with their definitions.
- c. **After the Reading:** Activities and questions of reading comprehension to summarize, identify key elements of the text, and establish the overall purpose.

Language Skills

One of the primary focuses of the series is to present students with a new post-modern world where language has been transformed using technology. Students will have the opportunity to use the language in different ways, such as proper grammar use, written form, and oral expressions. The activities and assessments presented to the students will give them the skills necessary to use the English language to:

- Analyze informational texts
- Analyze literary genres
- Write creatively
- Use correct punctuation and grammar
- Express themselves in discussions and formal presentations
- Use new vocabulary for different tasks and contexts
- Use new technology tools

Components

Content

The content is organized as such:

Units. There are eight thematic units.

1. Auto Exploration
2. Understanding Technology
3. Self-Expression
4. Effective Communication
5. Relevant Connections
6. Personal Relationships
7. English and its Context
8. English the Language of Media

Lessons. Each unit has four lessons.

- Lesson 1. Reading and Vocabulary Acquisition
- Lesson 2. Comprehension and Analysis
- Lesson 3. Language Skills
- Lesson 4. Writing and Oral Expression

Sidebar. Each lesson has a sidebar implemented that includes complementary content, links, and the following:

- Lesson 1.
 - Additional readings
 - Worksheets
 - Vocabulary worksheet
 - Rubrics
- Lesson 2. 3. 4.
 - Worksheets
 - Rubrics

Workbook. The practice workbook includes additional exercises to provide further skill development. It also includes the answer keys.

Teachers' Tools. The tools include:

- **Teachers' Guide:**
 - **Series Description.** It has the specific pedagogical foundations of the series and the description of the lessons.
 - **Structure and Didactic Content.** Includes the unit and lesson, the general and specific objectives, the information about the readings and their authors, and all the concepts discussed. Also, it includes suggested activities to develop in the classroom, how to apply the lessons in the daily classroom engagement, and links that can be complementary to the lesson.
 - **Lesson Answer Key.** Includes all the answers to the activities included in lessons 01, 02 and 03 which are located on edufile.net. You can access them by clicking the key icon (🔑).

Thematic Structure 11°

Units

1. An Inner Look
2. Communication in Cultures
3. New Ways of Communication
4. Language and Technology
5. A Circle of Trust
6. Likes and Dislikes
7. Advantages of Technology
8. Understanding Postmodern Norms

Readings, authors, nationalities, and genres: Lesson 1. Reading and Vocabulary Acquisition:

UNIT	THEME	READING	AUTHOR	NATIONALITY	GENRE
1. An Inner Look	Themes	A Passage to India	E.M. Forster	British	Novel
2. Communication in Cultures	Multiple Meanings	To Roosevelt	Ruben Dario	Nicaraguan	Poetry
3. New Ways of Communication	Develop Questions	Finding Solitude in an Era of Perpetual Contact	Scott Campbell, Constance F., and Arnold C. Pohn	American	Informational Text
4. Language and Technology	Interpreting Information	Could the Language Barrier Actually Fall Within the Next 10 Years?	David Arbesú	American	Informational Text
5. A Circle of Trust	Irony in Text	The Adventure of the Dying Detective	Arthur Conan Doyle	British	Short Story
6. Likes and Dislikes	Making Connections	Frankenstein	Mary Shelley	British	Novel
7. Advantages of Technology	Convincing Text	How Driverless Vehicles will Redefine Mobility and Change Car Culture	Andrew J. Hoffman Holcim	American	Informational Text
8. Understanding Postmodern Norms	Historical Documents	The Bill of Rights	James Madison	American	Historical Document

**Readings, authors, and genres: Lesson 1. Reading and Vocabulary Acquisition:
Let's Keep Reading (additional readings):**

UNIT	THEME	READING	AUTHOR	GENRE
1	Themes	The Ballad of the harp Weaver	Etna St. Vincent	Poetry
		The Phantom of the Opera	Gaston Leroux	Novel
2	Multiple Meanings	The Cutting of My Long Hair	Zitkala-Sa	Short Story
3	Develop Questions	How Indigenous Communities Are Using Data to 'Reframe' Their Narratives Through Digital Storytelling	Belen Febres-Cordero	Informational Text
		How COVID-19 is Intensifying Content Moderation's Flaws	Quest Contributor	Informational Text
4	Interpreting Information	Is Your Smartphone Making You Shy?	Joe Moran	Informational Text
		What will the English language be like in 100 years?	Simon Horobin	Informational Text
5	Irony in Text	The Minister's Black Veil	Nathaniel Hawthorne	Short Story
		A School Story	M. R. James	Short Story
6	Making Connections	Alice in Wonderland	Lewis Carroll	Poetry
		The Necklace	Guy De Maupassant	Short Story

7	Convincing Text	How fast can we transition to a low-carbon energy system?	Paul N. Edwards	Informational Text
8	Historical Documents	The Time Machine	H. G. Wells	Novel

Themes: Lesson 2. Comprehension and Analysis:

UNIT	THEME
1	Making Inferences
2	Literary Elements
3	Solve Problems
4	Diverse Interpretations
5	Manipulating Language
6	Personal Connections
7	Verify Meaning
8	Analyze Quality

Themes: Lesson 3. Language Skills










UNIT	THEME
1	Concrete Details
2	Gather Evidence
3	Syntax
4	Domain Specific Vocabulary
5	Establish your Tone
6	Counterclaims
7	Elaborate Context
8	Research Projects

Themes: Lesson 4. Writing and Oral Expression

UNIT	THEME
1	Group Discussion
2	Open and Closed Ended Questions
3	Deepen Investigation
4	Evaluate your Sources
5	Formal and Informal Tasks
6	Assessing Speakers
7	Democratic Discussion
8	Speech

Curricular Components

Lesson 1. Reading and Vocabulary Acquisition:

Lesson Content							
Lesson Opening	<p>It is the cover letter of the lesson. It identifies the name of the series, the unit, and the lesson.</p> <p>Includes:</p> <ul style="list-style-type: none">● Series title● Unit and lesson titles● Credits						
Index	<p>Presents the sections included in the lesson. Each icon has a hyperlink that will connect and direct you to the section it represents.</p> <p>Includes:</p> <table border="0"><tr><td></td><td>Presents the objectives of the lesson.</td></tr><tr><td></td><td>Introduces the theme for the unit and how it connects with the reading selection.</td></tr><tr><td></td><td>Includes the reading selection, related information, and activities.</td></tr></table>		Presents the objectives of the lesson.		Introduces the theme for the unit and how it connects with the reading selection.		Includes the reading selection, related information, and activities.
	Presents the objectives of the lesson.						
	Introduces the theme for the unit and how it connects with the reading selection.						
	Includes the reading selection, related information, and activities.						

	 <p>Presents new vocabulary words and activities.</p>  <p>Includes additional reading selections.</p>
<p>Objectives</p>	 <p>Presents the objectives to be achieved at the end of the lesson.</p>
<p>Let's Explore (content)</p>	 <p>This section introduces the theme to be discussed in the unit and how it will connect with the reading selection.</p> <p>Includes:</p> <ul style="list-style-type: none"> ● Text: Presents a brief discussion to introduce the theme. ● Image: An image in correlation with the theme and discussion.

Let's Read



Presents the main reading selection with other relevant information. Plus includes activities for each step of the reading process.

Includes:

- **Before Reading:** Presents activities and questions as an introduction to the theme and to predict outcomes.

Includes:

? Questions >>

- ✓ **Questions:** Exploration questions related to the reading.

Author >>

- ✓ **Author:** Presents the biography and relevant facts about the authors of each reading.

Links >>

- ✓ **Links:** Each section includes a maximum of two links related to the reading or theme.

🌐 **During Reading:** Presents the reading selection and activities for students to complete during the reading process.

Includes:



- ✓ **Reading:** Reading selection presented in HTML5 format.



- ✓ **Vocabulary:** The Reading includes new vocabulary words with their definition.



- ✓ **Questions:** Each reading includes reading comprehension questions.



- ✓ **Answers:** Each question has the answer key.

● **After Reading:** Presents activities and questions of reading comprehension to summarize, identify key elements of the text, and establish the overall purpose.

Includes:



Activity

- ✓ **Activity:** Presents a reading comprehension activity, that will vary in style, for students to complete.



Teamwork

- ✓ **Teamwork:** This activity aims for students to work in pairs or in small groups and complete an activity of reading comprehension, analysis or further exploration of the theme discussed.

Let's Learn Vocabulary



This section will include the vocabulary words identified in the reading with their definitions, examples, and practice exercises.

Includes:



Definitions and Examples

- **Definitions and Examples:** Presents the vocabulary words with their definitions and examples. It also includes audio to clarify pronunciation.



Practice

- **Practice:** It includes activities for students to practice the vocabulary learned. The activities will vary in style.

Let's Keep Reading



This section will have one or two additional readings that can be discussed to explore the theme further. The additional readings will be presented in HTML5 format.

Students' Documents

Additional readings

Each unit may include additional readings for students to continue exploring the theme of the unit. It also promotes reading comprehension skills.

Worksheets

The worksheets will include additional activities and the activities included in the lesson. The activities will include the answer keys.

Vocabulary Sheets










The vocabulary sheet includes the vocabulary definitions.

Rubrics

The rubrics will help with the evaluation process for those activities that require writing and oral presentation skills.

- **Oral Expression Rubric**
- **Oral Expression – Formal Presentations Rubric**
- **Writing Exercises Rubric**

Lesson 2. Comprehension and Analysis:

Lesson Content							
Lesson Opening	<p>It is the cover letter of the lesson. It identifies the name of the series, the unit, and the lesson.</p> <p>Includes:</p> <ul style="list-style-type: none">● Series title● Unit and lesson titles● Credits						
Index	<p>Presents the sections included in the lesson. Each icon has a hyperlink that will connect and direct you to the section it represents.</p> <p>Includes:</p> <table border="0"><tr><td></td><td>Presents the objectives of the unit.</td></tr><tr><td></td><td>A challenge activity based on the reading of the previous lesson.</td></tr><tr><td></td><td>Introduction to the skill to be learned.</td></tr></table>		Presents the objectives of the unit.		A challenge activity based on the reading of the previous lesson.		Introduction to the skill to be learned.
	Presents the objectives of the unit.						
	A challenge activity based on the reading of the previous lesson.						
	Introduction to the skill to be learned.						

	 <p>Provides an explanation and the purpose of the skill.</p>  <p>Activities to practice the skills.</p>
<p>Objectives</p>	 <p>Presents the objectives to be achieved at the end of the lesson.</p>
<p>Reading Challenge (content)</p>	 <p>This section challenges the student with an activity of reading comprehension based on the previous lesson.</p> <p>Includes:</p> <ul style="list-style-type: none"> ● Text: Presents a brief discussion to introduce the theme. ● Activity: The activity will work with reading comprehension skills among other skills related to the previous reading process.

Discussion



The discussion aims to connect the reading discussed in the previous lesson with the new skill to be learned. This text can include a graphic organizer to explain the concept or questions for analysis.

Includes:

- **Text:** Connects the theme with the skill.
- **Guide Questions:** Analysis questions for the students to make connections and comprehend the skill.


Reading Skills



This section incorporates the elements necessary for students to comprehend and use new reading skills correctly.

Includes:

- **What is a: ____?:** In this section, the skills are explained.
- **What is necessary?:** It presents the steps or process to follow, to be able to understand the skills. It can be presented using graphic organizers.
- **Examples:** It provides an explained example of the steps or process to follow.

	<ul style="list-style-type: none"> ● Links: It may include a maximum of two links to amplify understanding of the skill. ● Practices: Activities for the students to complete related to the skill.
<p>Practice</p>	 <p>It provides activities for students to practice the skill previously discussed. These activities can vary in style.</p>

Students' Documents

Worksheets










The worksheets will include additional activities and the activities included in the lesson. The activities will include the answer keys.

Rubrics





The rubrics will help with the evaluation process for those activities that require writing and oral presentation skills.

- **Oral Expression Rubric**
- **Oral Expression – Formal Presentations Rubric**
- **Writing Exercises Rubric**

Lesson 3. Language Skills

Lesson Content							
Lesson Opening	<p>It is the cover letter of the lesson. It identifies the name of the series, the unit, and the lesson.</p> <p>Includes:</p> <ul style="list-style-type: none">● Series title● Unit and lesson titles● Credits						
Index	<p>Presents the sections included in the lesson. Each icon has a hyperlink that will connect and direct you to the section it represents.</p> <p>Includes:</p> <table border="0"><tr><td></td><td>Presents the objectives of the unit.</td></tr><tr><td></td><td>Text explaining the grammatical concept to be learned.</td></tr><tr><td></td><td>Activities to practice the concept previously studied.</td></tr></table>		Presents the objectives of the unit.		Text explaining the grammatical concept to be learned.		Activities to practice the concept previously studied.
	Presents the objectives of the unit.						
	Text explaining the grammatical concept to be learned.						
	Activities to practice the concept previously studied.						

	 <p>A writing activity to practice the concept learned.</p>  <p>Grammar challenge activity.</p>
<p>Objectives</p>	 <p>Presents the objectives to be achieved at the end of the lesson.</p>
<p>Writing concepts (content)</p>	 <p>This section provides an explanation of the grammar concept they will be learning and practicing.</p> <p>Includes:</p> <ul style="list-style-type: none"> ● Text: It provides the description of the concept and skill. ● Image: An image in correlation with the theme and discussion. ● Graphic Organizer: A graphic organizer is included to provide structure and details of how this concept is used. ● Examples: Presents an example of the concept and skills previously discussed.

	<p> Links: It may include a maximum of two links to amplify understanding of the skill.</p>
<p>Practice</p>	<p> It provides activities for students to practice the concept previously discussed. These activities can vary in style.</p>
<p>Writing Exercise</p>	<p> A writing activity to practice the concept learned. These activities can vary in style, but it will require the student to correctly use the concept learned.</p>
<p>Challenge</p>	<p> This section provides a grammar challenge activity that will put their knowledge to the test. It will have specific instructions for them to follow. Also, to take the challenge even further, it will have a time limit for them to finish.</p> <p>It may include a maximum of two links to amplify understanding of the skill.</p>

Students' Documents

Worksheets

The worksheets will include additional activities and the activities included in the lesson. The activities will include the answer keys.

Let's Keep Working

These worksheets will provide activities to practice the language skills further. They all include three additional activities which are organized by language levels of proficiency. Activity 1 is designed for beginner's levels, activity 2 is intermediate and activity 3 is an advanced level. The activities will include the answer keys.

Rubrics

The rubrics will help with the evaluation process for those activities that require writing and oral presentation skills.

- **Oral Expression Rubric**
- **Oral Expression – Formal Presentations Rubric**
- **Writing Exercises Rubric**

Lesson 4. Writing and Oral Expression

Lesson Content

Lesson Opening

It is the cover letter of the lesson. It identifies the name of the series, the unit, and the lesson.

Includes:

- Series title
- Unit and lesson titles
- Credits

Index

Presents the sections included in the lesson. Each icon has a hyperlink that will connect and direct you to the section it represents.

Includes:







Presents the objectives of the unit.



Provides a text describing the writing concept and oral expression skill.



Activities to practice the concept and skill discussed.

	 <p>Activities to practice the oral expression skills.</p>
<p>Objectives</p>	 <p>Presents the objectives to be achieved at the end of the lesson.</p>
<p>Learn and Create (content)</p>	 <p>Provides a text describing the writing concept and oral expression skill.</p> <p>Includes:</p> <ul style="list-style-type: none"> ● Text: Explanation and description of the concept. ● Image: An image in correlation with the theme and discussion. ● Links: It may include a maximum of two links to amplify understanding of the skill. ● Graphic Organizer: A graphic organizer is included to provide structure and details of how this concept is used.
<p>Practice the Concepts</p>	 <p>Activities to practice the concept and skill discussed. They will vary in style.</p>

Practice Oral Expression



Activities to practice the oral expression. It will have specific instructions and steps to follow. They will vary in style.

Includes:

- **Video:** The videos will provide the students with a clear example of what these activities want them to achieve. Each video presents the script to assist students to follow the video and explore any new vocabulary words.



- **Activity:** These activities will provide the opportunity to practice the oral expression using different approaches.













Students' Documents

Rubrics

The rubrics will help with the evaluation process for those activities that require writing and oral presentation skills.

- **Oral Expression Rubric**
- **Oral Expression – Formal Presentations Rubric**
- **Writing Exercises Rubric**

Button Directory

	Answers		More Information
	Audio		Practice
	Close		Previous/ Next
	Graphic Organizer		Questions
	Links		Reading Challenge
	Magnifying glass		Video

Unit Breakdown

Below is a breakdown of each unit in lessons, including the name of each unit, lesson title, codes, objectives, and content for each one.

Unit 1: An Inner Look

Lesson 1: Reading and Vocabulary Acquisition: Themes

Objectives

- Identify sophisticated vocabulary words and give definitions that will be used in different exercise
- Determine two or more themes or central ideas in the text
- Identify how themes and central ideas interact and build on one another

Reading:

Reading	Author	Nationality	Genre
A Passage to India	E.M. Forster	British	Novel

Let's Keep Reading (additional readings):

- The Ballad of the harp Weaver, by Etna St. Vincent
- The Phantom of the Opera, by Gaston Leroux

Vocabulary

- zest
- pleasance
- courtesy
- plight
- belch
- mosque
- expatiate
- flabby

Concepts

- ideas
- theme

Lesson 2: Comprehension and Analysis: Making Inferences

Objectives

- ④ Answer critical thinking questions and demonstrate evidence
- ④ Analyze the development of the themes and central idea
- ④ Make inferences drawn from the text
- ④ Provide an objective summary of the text

Concepts

- ④ inference
- ④ strategy
- ④ detail



Lesson 3: Language Skills: Concrete Details

Objectives

- ④ Introduce a topic with organized complex ideas
- ④ Organize the information with specific structure and purposes
- ④ Select the most significant and relevant facts to write according to theme
- ④ Provide other information and examples appropriate for the topic

Concepts

- ④ concrete details
- ④ arguments
- ④ quotations



Lesson 4: Writing and Oral Expression: Group Discussion

Objectives

- ④ Initiate and participate in collaborative discussions
- ④ Research the topic or issue to bring well-reasoned exchange of ideas
- ④ Use vocabulary words according to topic

Concepts

- ④ collaborative discussion
- ④ research
- ④ arguments

Unit 2: Communication in Cultures

Lesson 1: Reading and Vocabulary Acquisition: Multiple Meanings

Objectives

- 🎯 Identify the elements of the story or drama
- 🎯 Identify and establish the impact of the author's choices regarding how to develop and relate elements
- 🎯 Establish the impact of specific word choices on meaning and tone
- 🎯 Identify words with multiple meanings and/or linguistic uses

Reading:

Reading	Author	Nationality	Genre
To Roosevelt	Ruben Darío	Nicaraguan	Poetry

Let's Keep Reading (additional readings):

- 🎯 The Cutting of My Long Hair, by Zitkala-Sa

Vocabulary

- 🎯 primitive
- 🎯 naive
- 🎯 exemplar
- 🎯 tremor
- 🎯 resonate
- 🎯 redolent
- 🎯 Saxon
- 🎯 barbarous
- 🎯 grip

Concepts

- 🎯 cultures
- 🎯 meanings

Lesson 2: Comprehension and Analysis: Literary Elements

Objectives

- Analyze the author’s choice for elements in the text and story
- Analyze the use of specific language and word choice
- Describe elements used and how they interact within the story

Concepts

- literary devices
- techniques
- elements



Lesson 3: Language Skills: Gather Evidence

Objectives

- Explore areas of interest to formulate a written argument
- Write arguments to support claims in an analysis of substantive topics.
- Use valid reasoning and relevant information

Concepts

- position
- evidence
- connection



Lesson 4: Writing and Oral Expression: Open and Closed Ended Questions

Objectives

- Start conversations by posing and responding to questions
- Provide critical thinking when delivering original ideas and point of view
- Express positions on a topic or issue and deliver conclusions

Concepts

- open ended questions
- closed ended questions
- challenge

Unit 3: New Ways of Communication

Lesson 1: Reading and Vocabulary Acquisition: Develop Questions

Objectives

- 🎯 Identify sophisticated vocabulary words
- 🎯 Integrate and evaluate multiple sources of information presented in different media or formats
- 🎯 Develop factual and interpretive questions for further analysis of the text

Reading:

Reading	Author	Nationality	Genre
Finding Solitude in an Era of Perpetual Contact	Scott Campbell, Constance F., and Arnold C. Pohn	American	Informational Text

Let's Keep Reading (additional readings):

- 🎯 How Indigenous Communities Are Using Data to 'Reframe' Their Narratives Through Digital Storytelling, by Belen Febres-Cordero
- 🎯 How COVID-19 is Intensifying Content Moderation's Flaws, by Quest Contributor

Vocabulary

- 🎯 solitude
- 🎯 inadvertently
- 🎯 realm
- 🎯 rebuke
- 🎯 mundane
- 🎯 embedded
- 🎯 beckon
- 🎯 exacerbate
- 🎯 byte

Concepts

- 🎯 conversations
- 🎯 questions

Lesson 2: Comprehension and Analysis: Solve Problems

Objectives

- Analyze how to solve possible problems presented in the text
- Sustain a specific argument about what was read
- Analyze the topic and further topic knowledge by gathering evidence

Concepts

- problem
- solution



Lesson 3: Language Skills: Syntax

Objectives

- Write informative/explanatory texts to examine and ideas or concepts
- Use appropriate vocabulary and information
- Organize and create analysis of content
- Use appropriate and varied transitions and syntax to link the major sections of the text and create cohesion

Concepts

- syntax
- coherence
- cohesion



Lesson 4: Writing and Oral Expression: Deepen Investigation

Objectives

- Respond thoughtfully to diverse perspectives and synthesize comments
- Determine what additional information or research is required to deepen the discussion
- Resolve contradictions when possible

Concepts

- information
- investigation

Unit 4: Language and Technology

Lesson 1: Reading and Vocabulary Acquisition: Interpreting Information

Objectives

- Make multiple interpretations of the information given in the text
- Compare and contrast the meaning of the text with other interpretations
- Identify key concepts presented in assigned text reading(s)

Reading:

Reading	Author	Nationality	Genre
Could the Language Barrier Actually Fall Within the Next 10 Years?	David Arbesú	American	Informational Text

Let's Keep Reading (additional readings):

- Is Your Smartphone Making You Shy?, by Joe Moran
- What will the English language be like in 100 years?, by Simon Horobin

Vocabulary

- nuisance
- exponential
- prognosticate
- intricacy
- blunder
- daunting
- utterance
- convey

Concepts

- interpret
- information
- interpretations

Lesson 2: Comprehension and Analysis: Diverse Interpretations

Objectives

- Analyze the source or sources used for the assigned text reading
- Analyze multiple interpretations of full-length works
- Compare and contrast diverse perspectives and cultures presented

Concepts

- critical reading
- interpretation



Lesson 3: Language Skills: Domain Specific Vocabulary

Objectives

- Establish a formal style and objective tone when writing
- Use precise language, and techniques such as metaphor, simile, and analogy
- Develop the writing process as needed by organizing, revising, editing, and rewriting

Concepts

- vocabulary
- domain



Lesson 4: Writing and Oral Expression: Evaluate your Sources

Objectives

- Integrate multiple sources and diverse formats to present information, topics, or creative work
- Make informed decisions when deciding how to present information
- Make strategic use of digital media and other digital tools

Concepts

- presentation
- sources

Unit 5: A Circle of Trust

Lesson 1: Reading and Vocabulary Acquisition: Irony in Text

Objectives

- 🎯 Identify point of view in the text
- 🎯 Distinguish what is directly stated in a text from what is really meant
- 🎯 Identify vocabulary words that are used in satire, sarcasm, and/or irony

Reading:

Reading	Author	Nationality	Genre
The Adventure of the Dying Detective	Arthur Conan Doyle	British	Short Story

Let's Keep Reading (additional readings):

- 🎯 The Minister's Black Veil, by Nathaniel Hawthorne
- 🎯 A School Story, by M. R. James

Vocabulary

- 🎯 throngs
- 🎯 deplorable
- 🎯 austerity
- 🎯 remonstrance
- 🎯 staggered
- 🎯 uttered
- 🎯 fidget
- 🎯 obstinate
- 🎯 ghastly

Concepts

- 🎯 irony
- 🎯 connections

Lesson 2: Comprehension and Analysis: Manipulating Language

Objectives

- Answer critical thinking questions using citations from the text
- Analyze understatements and other type of double meaning messages
- Analyze how authors manipulate language, themes, and the words used

Concepts

- figures of speech
- irony



Lesson 3: Language Skills: Establish your Tone

Objectives

- Engage and orient the reader when writing by setting out a problem or situation
- Establish one or multiple point(s) of view
- Use a variety of techniques to sequence events so that they build on one another to create coherence
- Build a tone depending on the audience and task

Concepts

- tone
- style
- emphasis



Lesson 4: Writing and Oral Expression: Formal and Informal Tasks

Objectives

- Present information with supporting evidence
- Establish a distinct perspective on the topic assigned
- Follow a line of reasoning, alternative, or opposing perspectives
- Organize and develop a style that is appropriate to purpose and audience

Concepts

- task
- informal
- formal

Unit 6: Like and Dislikes

Lesson 1: Reading and Vocabulary Acquisition: Making Connections

Objectives

- 🎧 Interpret and evaluate narratives, aesthetically, and philosophically
- 🎧 Make connections to other texts, ideas, cultural perspectives, and situations
- 🎧 Identify and distinguish literary genres and their purpose

Reading:

Reading	Author	Nationality	Genre
Frankenstein	Mary Shelley	British	Novel

Let's Keep Reading (additional readings):

- 🎧 Alice in Wonderland, by Lewis Carroll
- 🎧 The Necklace, by Guy De Maupassant

Vocabulary

- 🎧 oblige
- 🎧 impervious
- 🎧 dew
- 🎧 embers
- 🎧 pangs
- 🎧 bleak
- 🎧 hovel
- 🎧 arbiter
- 🎧 endear

Concepts

- 🎧 connections
- 🎧 engage

Lesson 2: Comprehension and Analysis: Personal Connections

Objectives

- Be able to self-select text to respond with innovative perspectives about a certain topic
- Analyze the connection between the text read and personal perspectives
- Be able to organize personal ideas creatively

Concepts

- connections
- text



Lesson 3: Language Skills: Counterclaims

Objectives

- Develop claims and counterclaims fairly and thoroughly about themes and topics
- Identify the most relevant evidence for each while pointing out the strengths and limitations depending on the claims
- Use correct syntax to link the major sections of the text
- Create cohesion and clarify the relationships between claims

Concepts

- claims
- counterclaims
- cohesion



Lesson 4: Writing and Oral Expression: Assessing Speakers

Objectives

- Seek and communicate effectively with audiences or individuals with different perspectives
- Evaluate a speaker's point of view, reasoning, and use of evidence and rhetoric
- Assess the premises and perspectives discussed
- Evaluate ideas, word choice, points of emphasis, and tone used

Concepts

- listener
- assess the speaker

Unit 7: Advantages of Technology

Lesson 1: Reading and Vocabulary Acquisition: Convincing Text

Objectives

- Evaluate the effectiveness of an author in their exposition or argument
- Identify the structure of the text and its relevance
- Identify the use of clear points in the text and whether they were convincing and engaging

Reading:

Reading	Author	Nationality	Genre
How Driverless Vehicles will Redefine Mobility and Change Car Culture	Andrew J. Hoffman Holcim	American	Informational Text

Let's Keep Reading (additional readings):

- How fast can we transition to a low-carbon energy system?, by Paul N. Edwards

Vocabulary

- speculate
- assumption
- summon
- idle
- dwell
- rite
- incumbent
- dwindle

Concepts

- text
- advancements

Lesson 2: Comprehension and Analysis: Verify Meaning

Objectives

- Analyze how an author exposes a theme and its arguments
- Analyze specific arguments and how they are used in the text
- Verify the determination of the meaning of a word or phrase and how they are used in the text

Concepts

- arguments
- meaning



Lesson 3: Language Skills: Elaborate Context

Objectives

- Demonstrate command of standard English when writing with capitalization, punctuation, and spelling
- Engage in using a wide range of prewriting strategies to guarantee organization and coherence
- Develop innovative perspectives on texts, including historical, cultural, sociological, and psychological contexts

Concepts

- context
- theme



Lesson 4: Writing and Oral Expression: Democratic Discussion

Objectives

- Create presentations with findings, reasoning, and evidence
- Work with peers to promote discussions and an organized exchange of ideas
- Establish individual roles as needed to improve discussion

Concepts

- democratic discussion
- critical thinking

Unit 8: Understanding Postmodern Norms

Lesson 1: Reading and Vocabulary Acquisition: Historical Documents

Objectives

- Establish criteria to evaluate texts
- Make informed judgments about the quality of the texts
- Read and evaluate text from different generations and ages
- Read and analyze foundational U.S. documents of historical and literary significance

Reading:

Reading	Author	Nationality	Genre
The Bill of Rights	James Madison	American	Historical Document

Let's Keep Reading (additional readings):

- The Time Machine, by H. G. Wells

Vocabulary

- amendment
- restrictive
- abridge
- infringed
- seizure
- ascertain
- disparage
- construe

Concepts

- historical documents
- significance
- postmodern world

Lesson 2: Comprehension and Analysis: Analyze Quality

Objectives

- Analyze reasoning in other cultural texts
- Analyze the quality of a text and its elements
- Provide comparison of literary texts to real life situations

Concepts

- quality
- analyze
- elements



Lesson 3: Language Skills: Research Projects

Objectives

- Provide a concluding statement that supports the information presented.
- Use technology to update writing products in response to ongoing feedback.
- Research a self-generated question and provide concluding statements.

Concepts

- research
- self-generated
- concluding statement



Lesson 4: Writing and Oral Expression: Speech

Objectives

- Write and present an original speech to a variety of contexts and tasks
- Demonstrate use of formal English
- Promote divergent and creative perspectives in the speech

Concepts

- speech
- purpose
- audience

