



DREYFOUS & ASSOCIATES

Course Description

English 12




TABLE OF CONTENTS

| | |
|--|----|
| Course Description | 1 |
| Course Structure | 2 |
| Document Descriptions | 3 |
| Unit Breakdown | 6 |
| Unit 0. Course Documents | 6 |
| Unit 1. My Story So Far | 6 |
| Unit 2. Preparing for the Future | 8 |
| Unit 3. Literary Analysis | 9 |
| Unit 4. Past and Present..... | 10 |
| Unit 5. How I See It | 11 |
| Unit 6. Poetry Power..... | 13 |

Course Description

English 12 is the twelfth-grade course by EduSystem. This course provides an understanding of language arts by applying speaking, listening, reading comprehension, writing, and analysis of the English language through the study of literary works. By engaging in reading and writing experiences, students will build upon their knowledge to improve their communication, critical thinking, and listening skills. In order to enrich the learning experience, this course provides a variety of digital resources, such as presentations with interactive content, practice assignments, assessments, and additional resource links. Throughout the course, students will expand their oral comprehensibility and write complete sentences, standard paragraphs, and content-based essays by learning to utilize level-appropriate conventions of grammar and punctuation with minimal errors. The course encourages students to communicate creatively, reflectively, and critically in the English language in order to be college and career ready. The contents of this course are designed in accordance with the Puerto Rico Core Standards (PRCS).

Course Structure

The content of this course is divided into six units, each dedicated to a specific genre or subgenre of literature. The English 12 course units are separated in order as follows: 0) Unit Documents, 1) My Story So Far, 2) Preparing for the Future, 3) Literary Analysis, 4) Past and Present, 5) How I See It, and 6) Poetry Power. Unit 00 contains basic exercise documents that can be used in all the other units, regardless of the theme of the unit. These documents provide the students with additional resources to reinforce vocabulary and thinking skills. Units 1 through 6 contain several lessons that cover selections pertaining to a specific genre, language arts, and writing activities. Each lesson consists of a presentation, worksheets, helpful internet links, and an assessment for the students. The presentation is divided into sections that explain different concepts in an interactive way providing explanations, examples, and exercises, as well as videos related to the topic. In addition to the presentation, lessons may contain multiple worksheets, an assessment, as well as rubrics for special written assignments, such as essays or personal narratives. Each worksheet focuses on a concept or skill given in the lesson. The activities are varied and flexible, their goal is to meet the needs and interests of the students. The teacher, as an integral part of the learning process, will stimulate, guide and evaluate each student's academic performance.

Document Descriptions

As stated above, the documents in Unit 00 are basic documents that may be used in each of the other lessons. These documents are:

- **Reading Log:** in this document, the student keeps track of the reading assignments and makes a brief analysis of each assignment.
- **Reading Response Log:** this document provides the student with a way of expressing their thoughts on the reading assignments.
- **Personal Word Wall:** with this document, the student creates a list of new or unusual vocabulary words found in the reading assignments.

The documents found in Units 1 through 6 are varied and provide content for learning and well as practice exercises. These are:

- **Descriptive Log:** This document provides a basic description of the lesson, wherein the teacher can read the objectives, the essential questions, Puerto Rico Core Standards, strategies and resources, key words, references, disclaimers, and integration ideas.
- **Presentation:** Contains several sections to present the concepts of the lesson:
 - **“What is...?”** is the section that defines the literature genre being discussed.
 - **“Elements of...”** is the section dedicated to expound the main characteristics of the specific genre.
 - **Before Reading** provides background information about the selection.
 - **The Title** of each literary work appears in a section that provides a link to the selection the students will read.

- **Responding to the Selection** is a section that poses questions to stimulate classroom discussions and encourage the students to give their opinions and reactions on the reading.
 - **Literacy Journal** provides students with a guideline to what kind of strategy they will be using to reflect on what they read.
 - **Reading Comprehension** poses questions directly related to the reading selection to measure how much the students have understood.
 - **Activity** section gives the students instructions to do a special assignment, usually a writing project such as an editorial or an essay.
- **Assignments** are worksheets that include language arts, vocabulary exercises, comprehension questions, graphic organizers, and complementary activities that may help students analyze what they read.
 - **Assessments** are quizzes or exams the students will take at the end of the lesson to evaluate their knowledge of the lesson.

In addition, there are some resources that help students and teachers navigate through the presentation. These are:




Go to a Website


This button will direct the students and teachers to a website that has more information of the topic of discussion.





Name of the Video


This button will direct students and teachers to a video that provides visuals and information to the topic of discussion.


 **Name of Picture** This button will direct students to a photograph or painting that is related to the topic.

 **Read The Novel** This button will direct the students to the reading selection of the lesson.

 This button will provide the correct answer to questions or exercises included in the presentation.

 This button allows the student to go to the previous slide of the presentation.

 This icon represents additional information.

 This icon indicates that there is an assignment worksheet that corresponds to a specific task or activity.

Unit Breakdown

Below is an itemization of the division of each unit in lessons, including the name of each lesson with its corresponding objectives.

Unit 0. Course Documents

- Personal Word Wall
- Reading Log
- Reading Response Log

Unit 1. My Story So Far

This unit is comprised of the following lessons:

Lesson 1. Narrative Elements

Code: C230G12U01L01

Objectives

- Identify types of narratives such as autobiography, biography, memoir, and personal narrative.
- Recognize the elements of a narrative especially flashbacks and flash-forwards.
- Respond to a quotation related to the theme of journeys.
- Recognize literary devices.

Lesson 2. Only Daughter

Code: C230G12U01L02

Objectives

- Recognize a personal narrative.
- Recall elements and details of a story structure, such as sequence of events, character, plot, and setting.
- Identify and summarize major events in a narrative.
- Use context clues to identify the meaning of unfamiliar words.
- Predict and make inferences in a text.
- Determine the author's purpose and describe how it affects the interpretation of a reading selection.

Lesson 3. Excerpt from Night

Code: C230G12U01L03

Objectives

- Recognize a memoir.

- Recall elements and details of a story structure, such as sequence of events, character, plot, and setting.
- Identify and summarize major events in a narrative.
- Use context clues to identify the meaning of unfamiliar words.
- Predict and make inferences in a text.
- Determine the author's purpose and describe how it affects the interpretation of a reading selection.

Lesson 4. Write a Flashback Narrative

Code: C230G12U01L04

Objectives

- Recall an important or interesting event.
- Write a personal narrative based on that event.
- Organize the text structure with flashback and flash-forward.
- Use the writing process.

Lesson 5. Write a Biography

Code: C230G12U01L05

Objectives

- Outline information for a biography.
- Create a timeline about a person's life.
- Use writing process to write a biography essay.
- Write a biography about a famous Puerto Rican.

Unit 2. Preparing for the Future

This unit is comprised of the following lessons:

Lesson 1. Occupational Summaries

Code: C230G12U02L01

Objectives

- Identify occupations.
- Identify and categorize facts and opinions about a college or university.
- Differentiate between a job, a vocation, and a career.
- Summarize important information found on three different careers.
- Outline each expository essay.
- Write each summary in an expository essay format.
- Revise, self-edit and peer-edit essays.

Lesson 2. Career Option Research

Code: C230G12U02L02

Objectives

- Categorize primary and secondary sources.
- Write a statement of purpose.
- Choose an occupation to summarize in a research paper.
- Outline in expository essay form to write the research paper.
- Write a research paper based on a chosen career.

Unit 3. Literary Analysis

This unit is comprised of the following lessons:

Lesson 1. Elements of Fiction

Code: C230G12U03L01

Objectives

- Identify the elements of fiction.
- Identify the parts of plot.
- Diagram plot pyramid.
- Classify types of conflict.
- Distinguish the types of irony.
- Identify the different points of view.
- Identify the types of literary devices.

Lesson 2. Characterization

Code: C230G12U03L02

Objectives

- Use descriptive adjectives to identify character traits.
- Distinguish different types of characters.
- Describe direct and indirect characterization.
- Identify the five methods of indirect characterization.
- Analyze characterization.
- Construct an original character using character development.

Lesson 3. Creative Writing

Code: C230G12U03L03

Objectives

- Identify elements of creative writing.
- Rewrite a story by changing one literary element.
- Create a story by using a wordless picture book.
- Use peer response to revise another student's work.

Unit 4. Past and Present

This unit is comprised of the following lessons:

Lesson 1. Compare and Contrast Two Forms of Text

Code: C230G12U04L01

Objectives

- Analyze two text selections
- Organize ideas using prewriting strategies.
- Critique in a compare and contrast essay two forms of text.
- Write a comparison critique using point-by-point or block organization pattern.
- Identify comparable ideas using a Venn diagram.

Lesson 2. Current Events

Code: C230G12U04L02

Objectives

- Identify elements of a news article.
- Differentiate a current events news article.
- Identify cause and effect.
- Discuss problem and solution.
- Summarize and interpret a news article.
- Share opinion in a classroom discussion.

Lesson 3. Comparing Historical and Current Events

Code: C230G12U04L03

Objectives

- Compare a historical event with a current affair.
- Evaluate reference sources.
- Write a critical essay comparing a historical event with a current affair.
- Design a visual aid to complement an oral presentation.
- Present research findings as an oral report.

Lesson 4. Debate

Code: C230G12U04L04

Objectives

- Discuss pros and cons of a topic.
- Develop a logical argument.
- Investigate and research information on a topic.
- Analyze both sides of an argument.
- Prepare and participate in a debate.

Unit 5. How I See It

This unit is comprised of the following lessons:

Lesson 1. Elements of a Persuasive Argument

Code: C230G12U05L01

Objectives

- Identify the elements of a persuasive argument.
- Recognize the organizational techniques of persuasive writing.
- Express opinions.

Lesson 2. The Trouble with Television

Code: C230G12U05L02

Objectives

- Identify the thesis statement in *The Trouble with Television* persuasive essay.
- Locate supporting details in a persuasive essay.
- Support answers using evidence from text.
- Infer vocabulary definitions using context clues.
- Define vocabulary words using context clues and other resources.

Lesson 3. Write a Persuasive Essay

Code: C230G12U05L03

Objectives

- Recognize a persuasive essay.
- Apply organizational techniques of persuasive writing.
- Apply persuasive essay structure patterns.
- Justify opinions with evidence.
- Support arguments with facts.
- Use the writing process.
- Write a persuasive essay.

Lesson 4. Letter to the Editor

Code: C230G12U05L04

Objectives

- Summarize a newspaper article.
- Organize, represent, and interpret data.
- Support ideas with details and examples.
- Evaluate a newspaper article.
- Write a letter to the editor of a newspaper.

Lesson 5. Persuasive Speech

Code: C230G12U05L05

Objectives

- Analyze the speech *The Perils of Indifference*.

- Identify arguments within the speech.
- Define unfamiliar vocabulary words.
- Apply the writing process toward creating a speech.
- Deliver a persuasive speech.

Lesson 6. Evaluate and Debate

Code: C230G12U05L06

Objectives

- Summarize a speech.
- Evaluate a speech.
- Judge the effectiveness of a speech.
- Prepare and participate in a debate.

Unit 6. Poetry Power

This unit is comprised of the following lessons:

Lesson 1. Elements of Dramatic Poetry

Code: C230G12U06L01

Objectives

- Define dramatic poetry.
- Identify poetic elements.
- Identify types of dramatic poetry.
- Identify literary devices of figurative language.
- Create a mood collage based on poem lines that represent a particular mood.
- Create a six room image poem.

Lesson 2. Poetry Analysis

Code: C230G12U06L02

Objectives

- Identify poetic devices and figurative language in poetry.
- Interpret poem meanings.
- Justify opinions with references.
- Analyze different types of poetry.
- Write a poetry analysis essay.

Lesson 3. Dramatizing Poetry

Code: C230G12U06L03

Objectives

- Identify poetic devices and figurative language in poetry.
- Interpret poem meanings.
- Justify opinions with references.
- Analyze different types of poetry.
- Write a poetry analysis essay.

